

Finding your way around RSPB Arne

Shipstal trail
1 hour / 2 ½ miles

Dumbledore trail
25 minutes / 1 mile

Easy Access trail 
20 minutes walk (from Blue Badge car park) / ¾ mile

There are many different trails to choose from on the Shipstal side of the reserve taking you through scrub, farm land, ancient oak woodland, pine and birch forest, lowland heath, saltmarsh, shoreline and acidic ponds. The shoreline at Shipstal is great for a picnic (look out for the seals). See spoonbills and curlews from the hide and sika deer rut in the Farm Fields in autumn.

Hyde's Heath trail 
1 hour 15 minutes / 2 ¾ miles

A gem in the Arne peninsular, see heathland restoration underway with Dartford warblers, sand lizards, woodlarks and nightjars attracted here. A moderate difficulty route rewarded with stunning views of Wareham Channel, Corfe Castle and Purbeck hills. Views of the heronry and, in summer, glimpses of hobbies along with an array of butterflies, dragonflies and other insects resting on the swathes of purple heather. No dogs except assistance dogs on this trail.

Working together to give nature a home:



Coombe Heath trail
50 minutes / 2 miles


Raptor trail
40 minutes / 1 ½ miles

With breathtaking views of the Purbeck Hills and Corfe Castle this is the quieter side of the reserve. Predominantly lowland heath, the Coombe Heath trail is a great place to watch resident Dartford warblers, and in the winter the Middlebere Channel fills up with thousands of waders and wildfowl visible from the Middlebere lookout. The Raptor trail overlooks Salterns Reedbed and is a great spot to watch ospreys and majestic hen and marsh harriers.




Dogs at Arne 

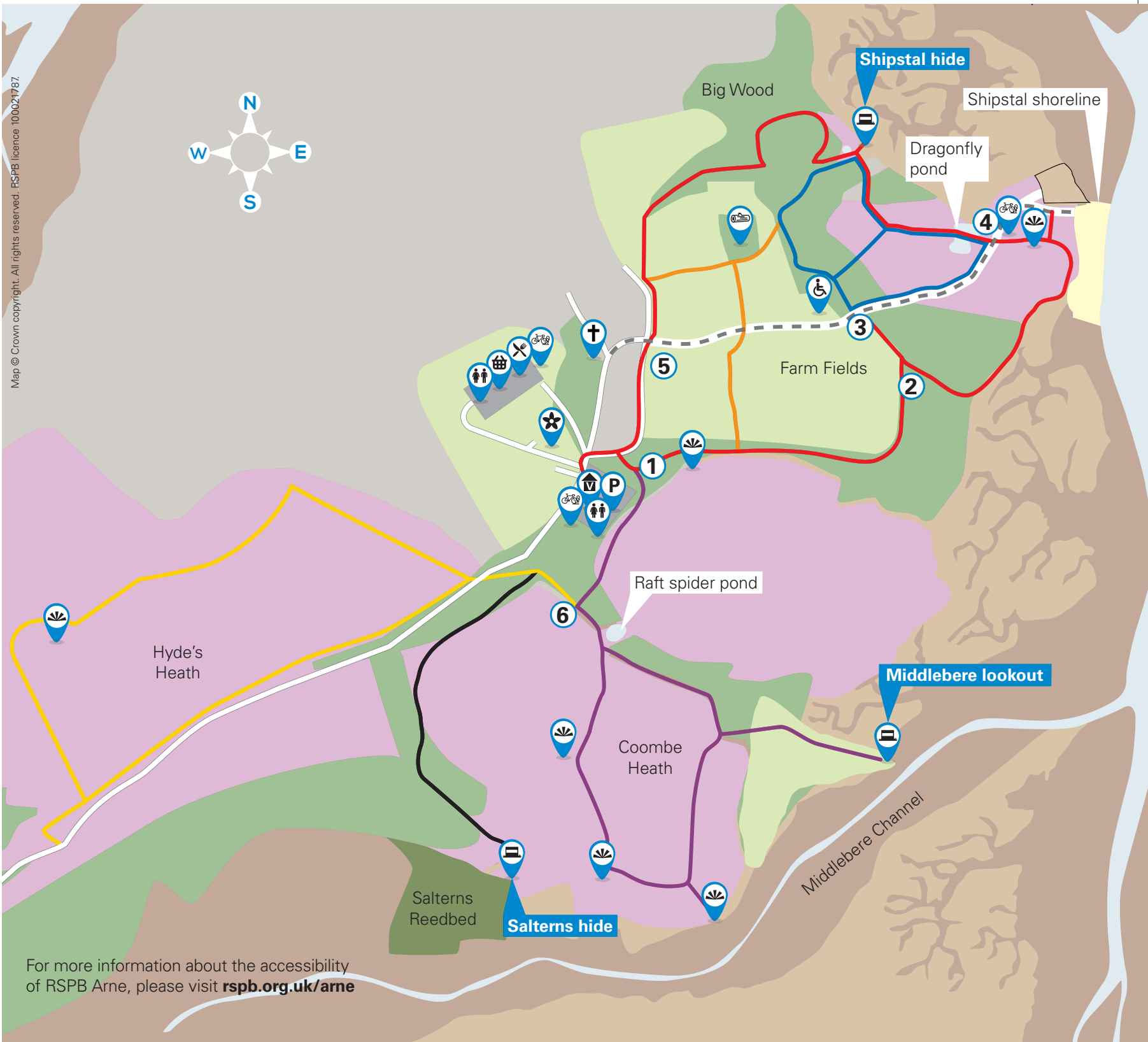
Many people enjoy the countryside and its wildlife with their dog. We welcome responsible dog owners to RSPB Arne but because of the risks of disturbing our sensitive wildlife we ask that dogs are kept on short leads at all times. No dogs are allowed on the Hyde's Heath trail. We also ask that you clear up after your dog and take all dog waste away with you, as it can affect the very special habitats here at Arne.

Wildlife to look for:



Key

- Shipstal trail
- Dumbledore trail
- Easy Access trail
- Coombe Heath trail
- Raptor trail
- Hyde's Heath trail
- - Bridleway
- Water
- Grassland
- Woodland
- Mudflats
- Heathland
- Saltmarsh
- Sand
- Reedbed
-  Bike racks
-  Wild play
-  View point
-  Hide
-  Parking
-  Blue Badge parking
-  Toilet
-  Visitor centre
-  Shop
-  Café
-  Picnic area
-  Wildlife garden
-  Sign posts
-  Church



Map © Crown copyright. All rights reserved. RSPB licence 100021787.

For more information about the accessibility of RSPB Arne, please visit rspb.org.uk/arne